



# FEMA

## Daily Operations Briefing

Tuesday, December 13, 2016

8:30 a.m. EST

# Significant Activity – Dec 12-13



**Significant Events:** None

**Significant Weather:**

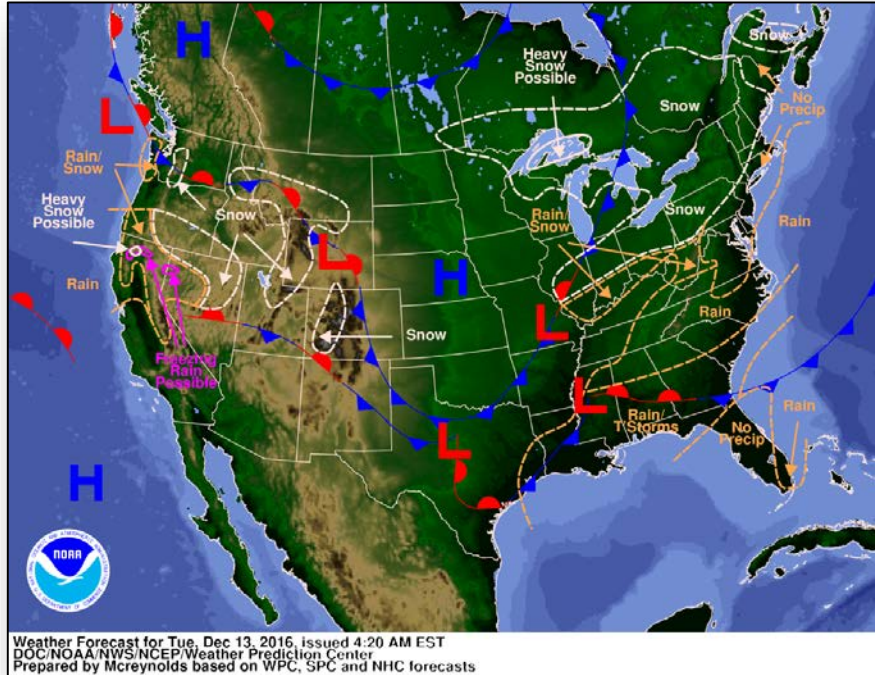
- Freezing rain – Central Appalachians, Southern Maine
- Heavy snow – Cascades, Northern/Central Rockies, Upper Midwest, Great Lakes and northern New England
- Heavy rain and possible flooding – northern California
- Heavy rain and gale-force winds – western Alaska
- Much below normal temperatures – Midwest and Upper Mississippi River Valley
- Space Weather – Past 24 hours – none; next 24 hours – none predicted

**Tropical Activity Western Pacific:** No activity affecting U.S. interests

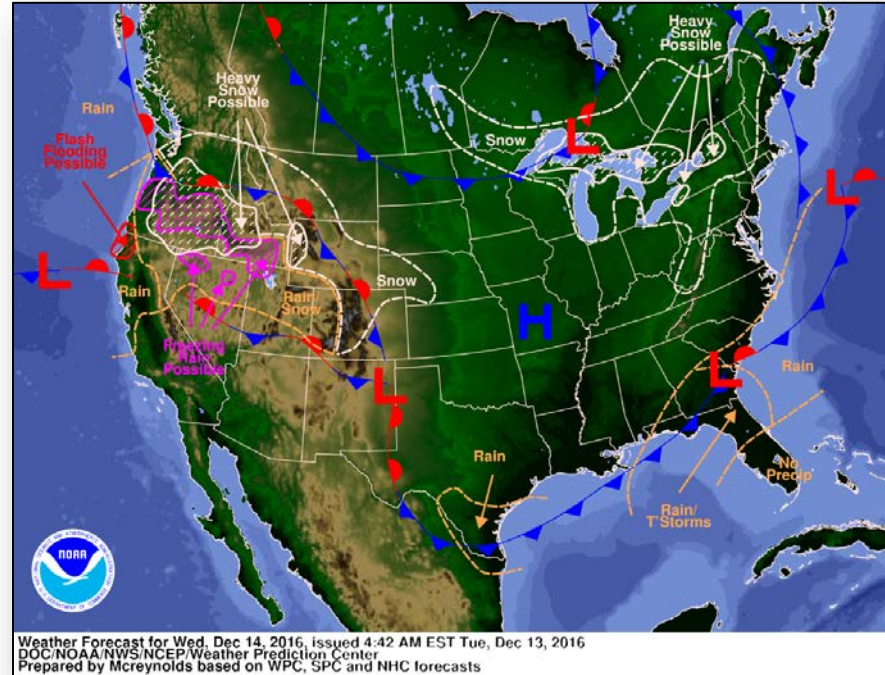
**Earthquake Activity:** No significant activity affecting U.S. interests

**Declaration Activity:** None

# National Weather Forecast



*Today*

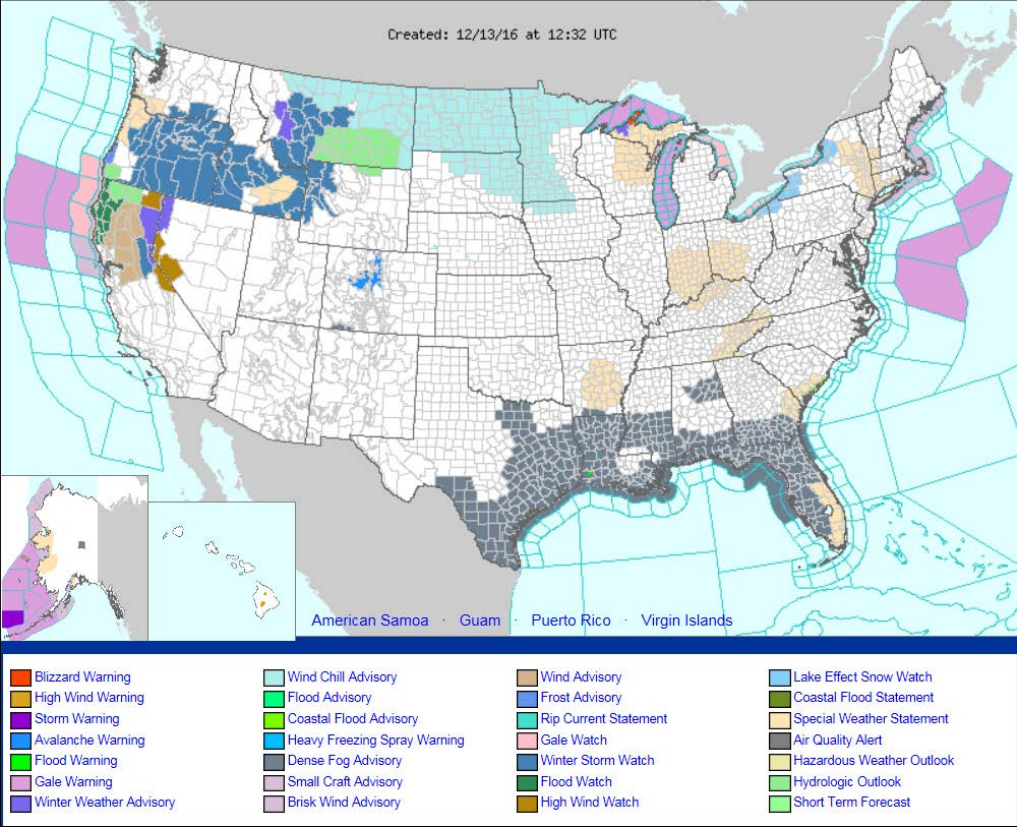


*Tomorrow*

# Active Watches and Warnings



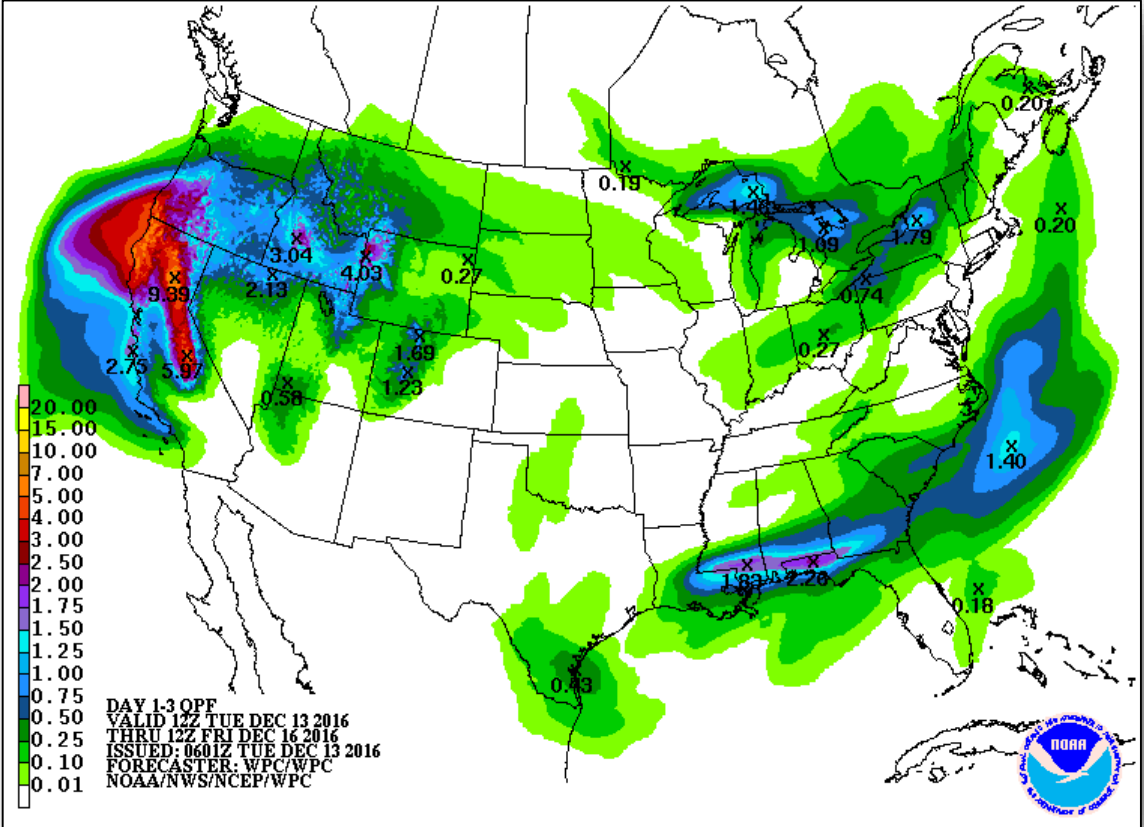
FEMA



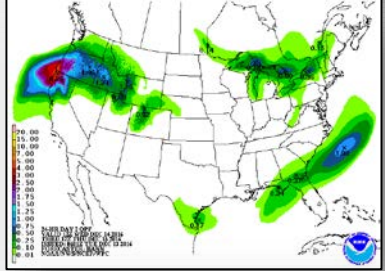
# Precipitation Forecast – Days 1-3



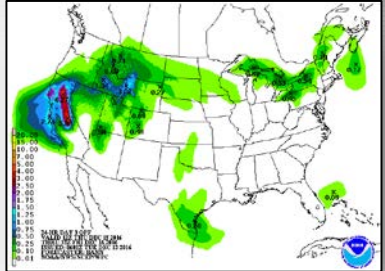
FEMA



Day 1



Day 2

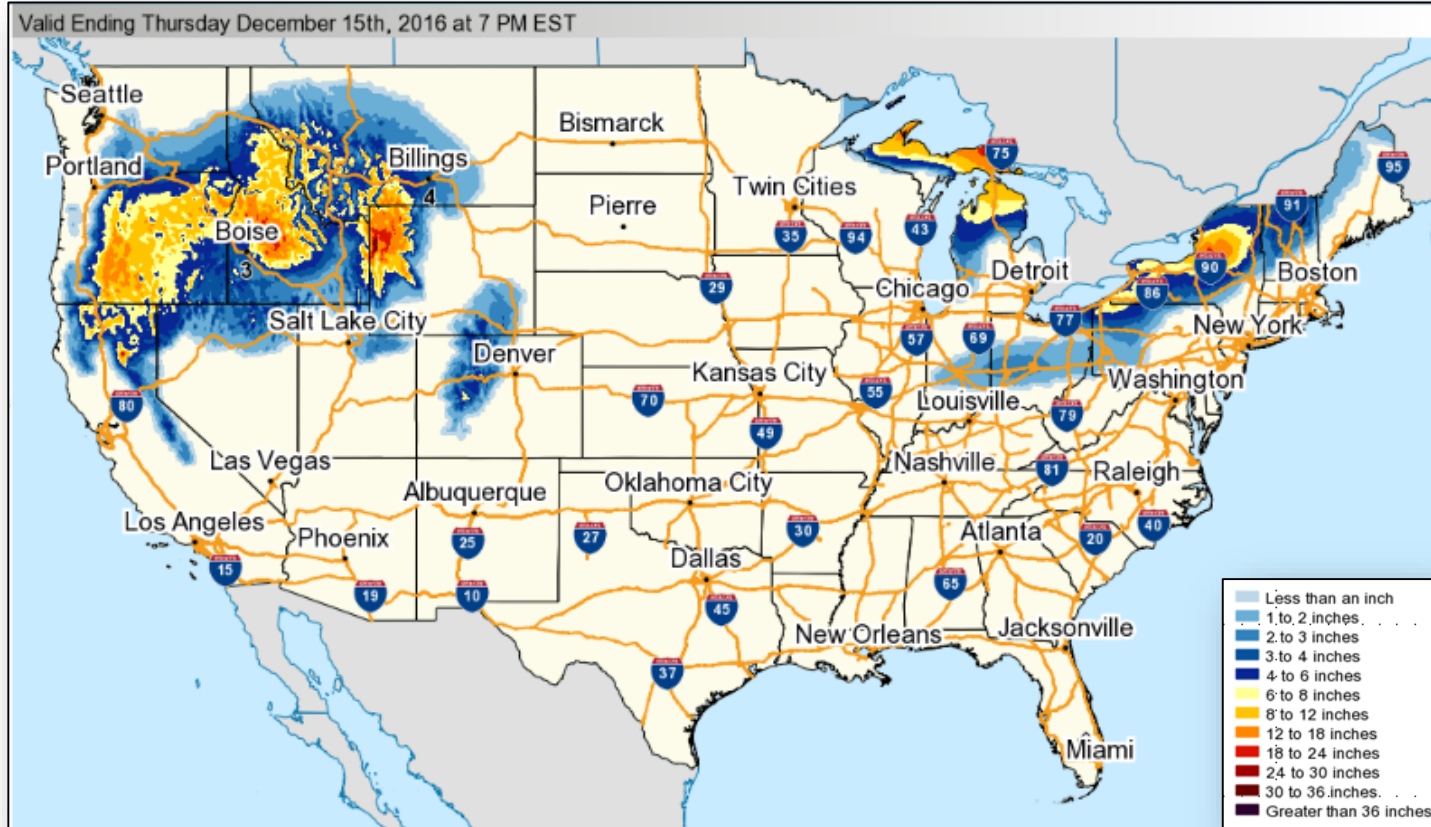


Day 3

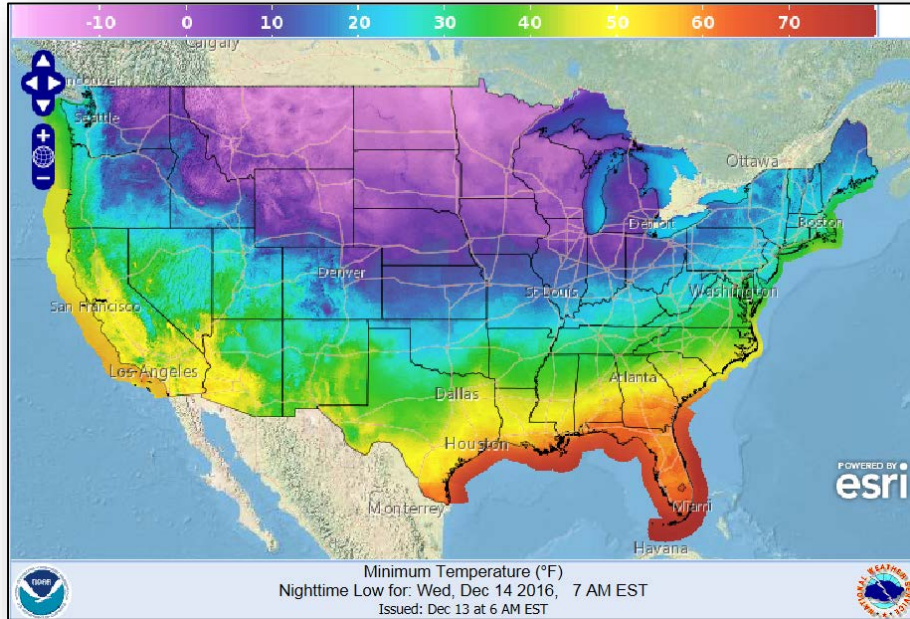
# Forecast Snowfall



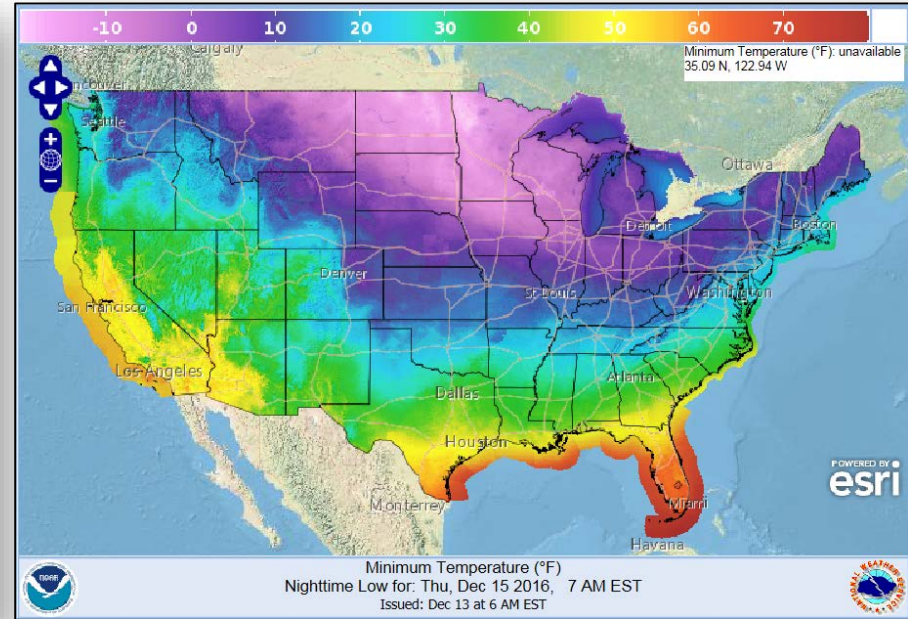
FEMA



# Forecast Lows



**Forecast Lows – Next 24 Hours**

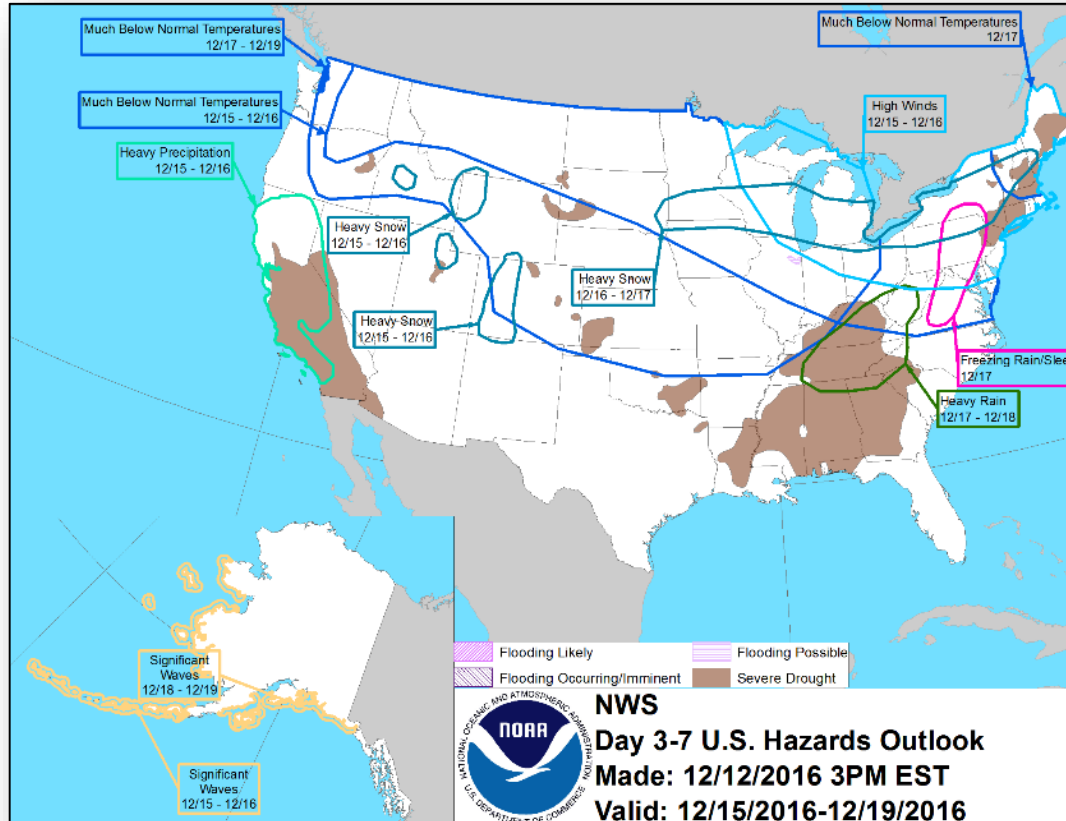


**Forecast Lows – Thursday Night / Friday Morning**

# Hazards Outlook – Dec 15-19



FEMA





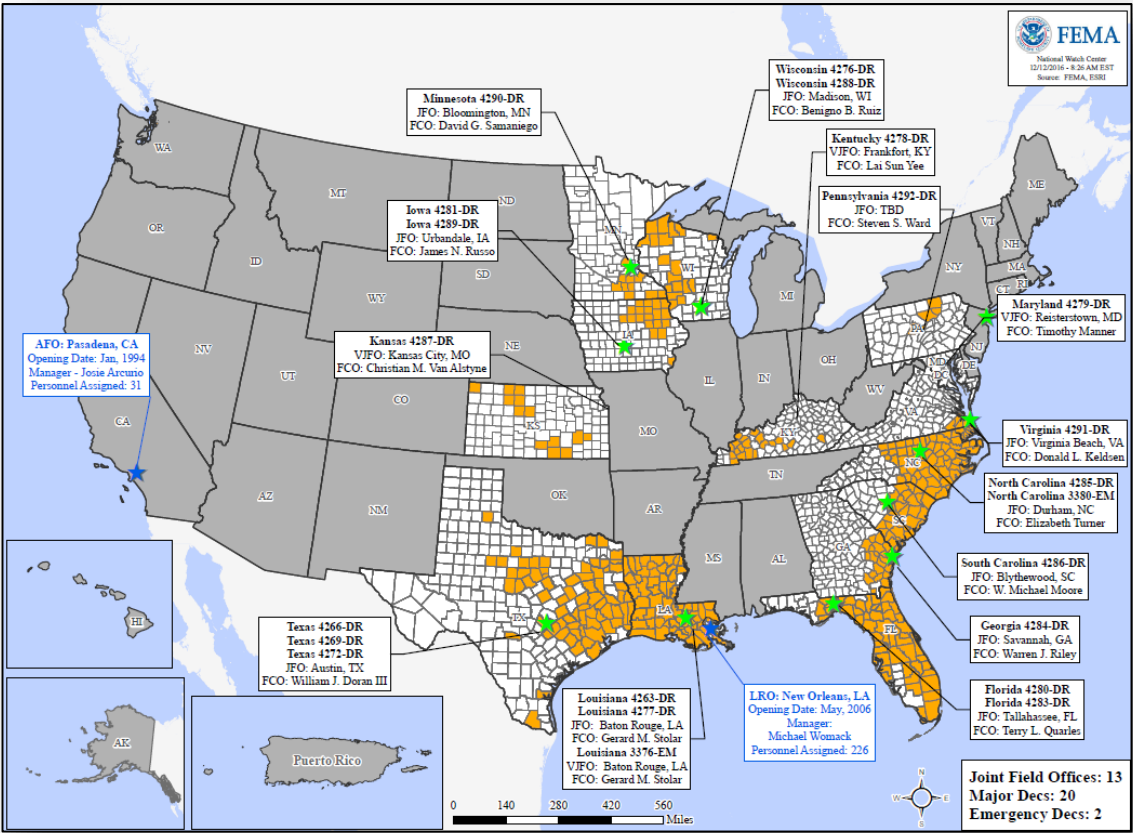
# Disaster Requests & Declarations



FEMA

Declaration Requests in Process		Requests APPROVED (since last report)	Requests DENIED (since last report)
1	Date Requested	0	0
TN – DR Severe Storms, Straight-line Winds, Tornadoes, Landslides, Drought, and Wildfires	December 9, 2016		

# Open Field Offices



# Readiness – Deployable Teams and Assets



Resource	Status	Total	FMC Available		Partially Available	Not Available	Detailed, Deployed, Activated	Comments	Rating Criteria																
National IMAT		3	2	66%	0	0	1	East 2 to LA (DR-4277)	Green = 3 Teams Available Yellow = 1 - 2 Teams Available Red = 0 Teams Available  <i>N-IMAT red if 50% of Section Chiefs or Team Leader unavailable for deployment.</i>																
Regional IMAT		13	7	53%	0	0	6	<b>Deployed:</b> Region II to CA for CERTEX Region III to VA (DR-4291) Region IV-1 to NC (DR-4285) Region IV-2 to FL (DR-4280/4283) <b>Redeploying Dec 16</b> Region V to MN (DR-4290) Region VII to IA (DR-4281)	Green = > 6 Teams Available Yellow = 4 - 6 Teams Available Red = < 4 Teams Available  <i>R-IMAT also red if TL or Ops / Log Chief is unavailable &amp; has no qualified replacement</i>																
FCO		34	10	29%	0	1	23		<u>OCD Readiness</u> <table border="1"> <thead> <tr> <th>FCO</th> <th>Green</th> <th>Yellow</th> <th>Red</th> </tr> </thead> <tbody> <tr> <td>Type 1</td> <td>3+</td> <td>2</td> <td>1</td> </tr> <tr> <td>Type 2</td> <td>4+</td> <td>3</td> <td>2</td> </tr> <tr> <td>Type 3</td> <td>4+</td> <td>3</td> <td>2</td> </tr> </tbody> </table>	FCO	Green	Yellow	Red	Type 1	3+	2	1	Type 2	4+	3	2	Type 3	4+	3	2
FCO	Green	Yellow	Red																						
Type 1	3+	2	1																						
Type 2	4+	3	2																						
Type 3	4+	3	2																						
FDRC		11	3	27%	0	2	6		<u>FDRC</u> <table border="1"> <thead> <tr> <th></th> <th>Green</th> <th>Yellow</th> <th>Red</th> </tr> </thead> <tbody> <tr> <td>FDRC</td> <td>3</td> <td>2</td> <td>1</td> </tr> </tbody> </table>		Green	Yellow	Red	FDRC	3	2	1								
	Green	Yellow	Red																						
FDRC	3	2	1																						
US&R		28	28	100%	0	0	0		Green = > 66% Available Yellow = 33% - 66% Available Red = < 33% Available																
MERS		18	18	100%	0	0	0	<b>Assets are supporting:</b> Denver MERS to MN (DR-4290)	Green = > 66% Available Yellow = 33% - 66% Available Red = < 33% Available																

# MERS Availability Summary



FEMA

Legend	> 66%	< 66% & > 33%	< 33%
	Personnel Availability	Equipment Availability	% Deployed
Bothell MERS	94%	100%	0%
Denton MERS	91%	69%	0%
Denver MERS	91%	87%	6%
Frederick MERS	87%	100%	0%
Maynard MERS	78%	100%	0%
Thomasville MERS	94%	92%	0%
<i>Disaster Emergency Communications Division</i>			
Overall MERS Availability	89%	91%	1%

# Readiness – National and Regional Teams



FEMA

Resource	Status	Total	FMC Available		Partially Available	Not Available	Status	Comments	Rating Criteria
NWC	Green	5	5	100%	0	0	Watch / Steady State		<ul style="list-style-type: none"> <li>• Green = FMC</li> <li>• Yellow = PMC</li> <li>• Red = NMC</li> </ul>
NRCC	Green	2	2	100%	0	0	Not Activated		
HLT	Green	1	1	100%	0	0	Not Activated		
RRCCs	Green	10	10	100%	0	0	Not Activated		
RWCs/MOCs	Green	10	10	100%	0	0	Watch / Steady State		

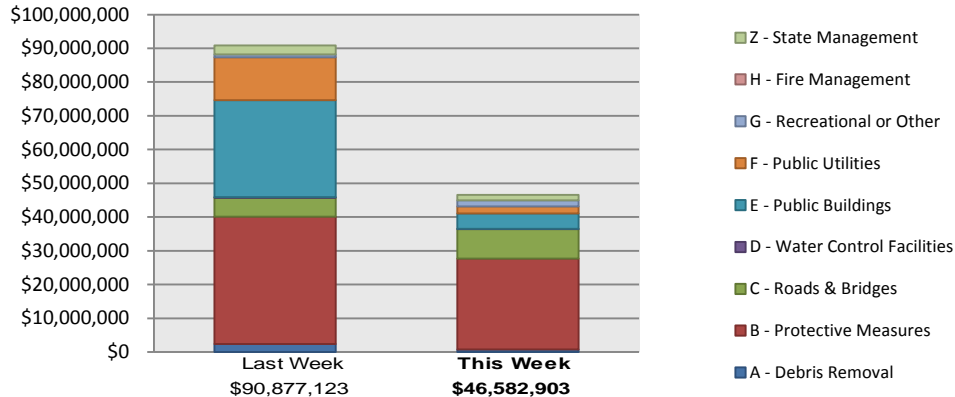
# Public Assistance Grant Program



FEMA

PA Project Worksheets Obligated in past week, as of 12/12/16 at 1500 EDT										
PA Category	Emergency Work		Permanent Work					H - Fire Management	Z - State Management	Total
	A - Debris Removal	B - Protective Measures	C - Roads & Bridges	D - Water Control Facilities	E - Public Buildings	F - Public Utilities	G - Recreational or Other			
Number Of PWs Obligated	24	110	152	3	41	23	32	0	8	393
Federal Share Obligated	\$732,628	\$26,949,924	\$8,738,885	\$76,070	\$4,528,238	\$2,170,486	\$1,788,171	\$0	\$1,598,502	\$46,582,903

## Public Assistance Obligated per Category In the Past 2 Weeks – 11/28/2016 through 12/12/2016



## PA Highlights

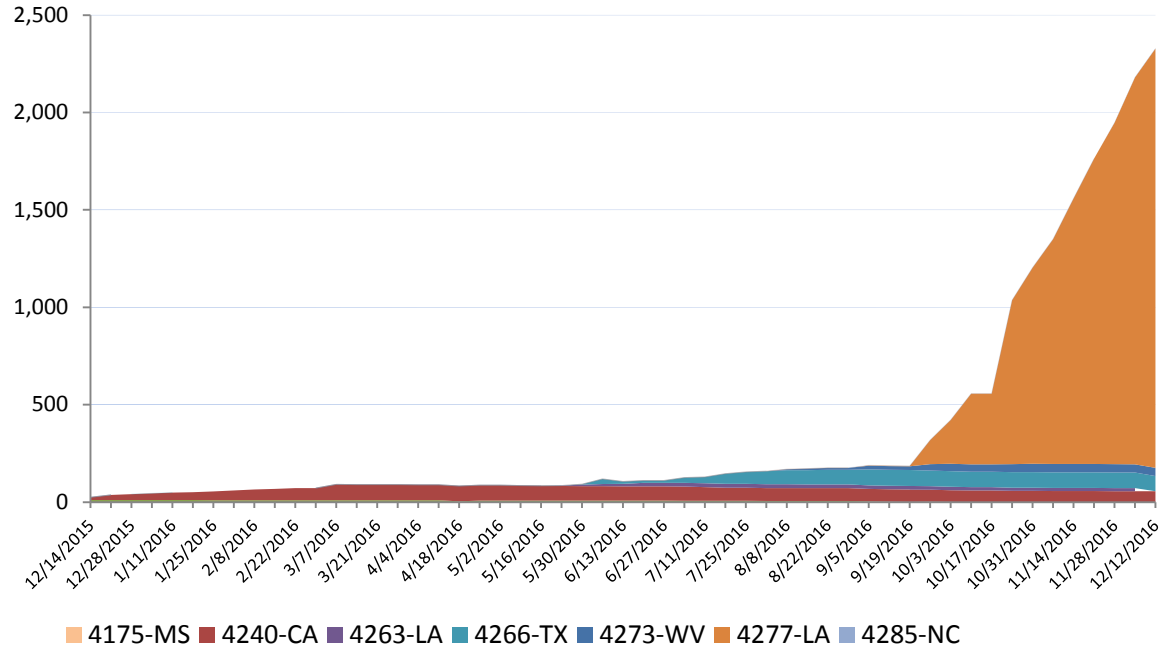
- None at this time.

# Direct Housing

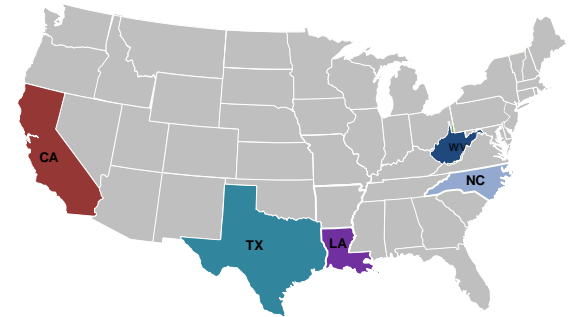


## Total Households in FEMA Direct Housing per State

Past Year per Week, 12/14/2015 – 12/12/2016, There are currently **2,345** Households Occupying **2,345** Temporary Units



DR	IA Declaration Date	Program End Date	Current # of Households in Direct Housing (Weekly Change)
4240-CA	9/22/2015	<b>3/22/2017</b>	<b>56</b>
4263-LA	3/13/2016	<b>9/13/2017</b>	<b>15 (-1)</b>
4266-TX	3/19/2016	<b>9/19/2017</b>	<b>78 (-2)</b>
4273-WV	6/25/2016	<b>12/26/2017</b>	<b>42</b>
4277-LA	8/14/2016	<b>2/14/2018</b>	<b>2152 (+156)</b>
4285-NC	10/10/2016	<b>4/10/2018</b>	<b>2</b>



States with Currently Occupied Units

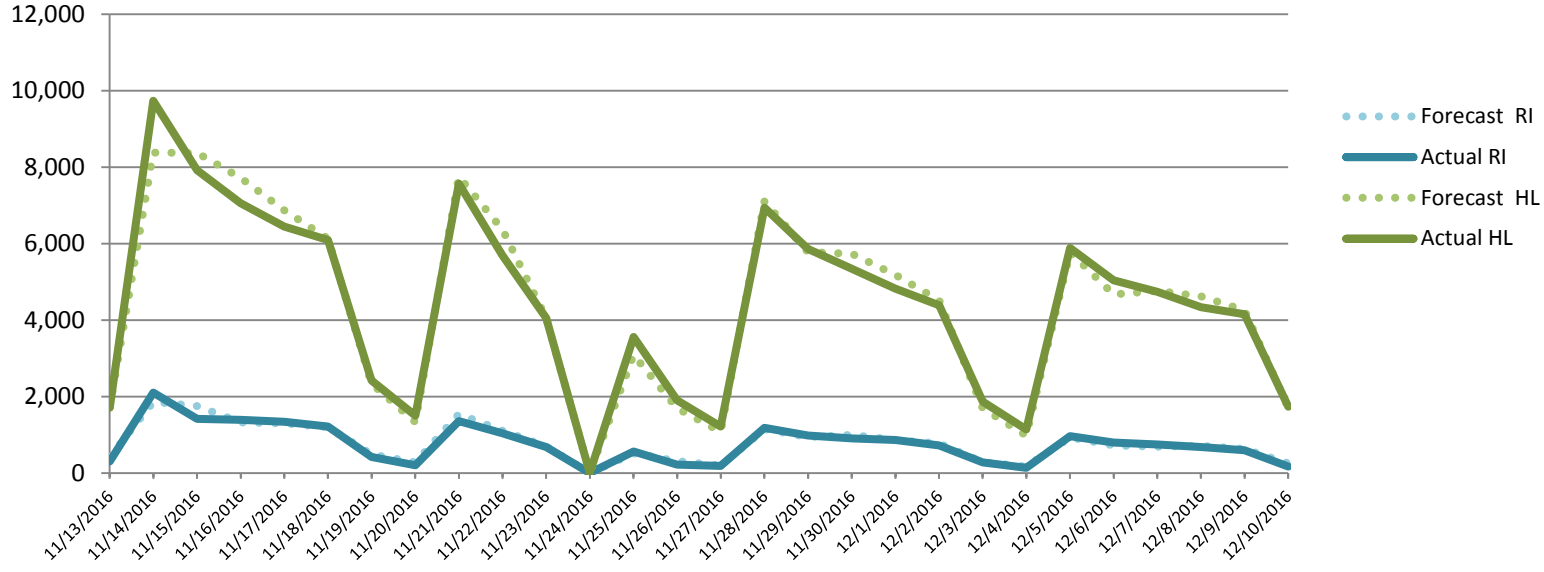
# NPSC Activity



## NPSC Call Activity in the Past Week 12/04/2016 through 12/10/2016

Call Type	Projected Calls	Actual Calls	Average Speed of Answer	Maximum Delay Time
<b>Registration Intake:</b>	5,203	5,106	:15	8:42
<b>Helpline:</b>	31,079	30,437	:12	12:08
<b>Combined:</b>	<b>36,282</b>	<b>35,543</b>	<b>:12</b>	<b>12:08</b>

## NPSC Call Forecasting and Actual Calls Over the Past 4 Weeks 11/13/2016 through 12/10/2016



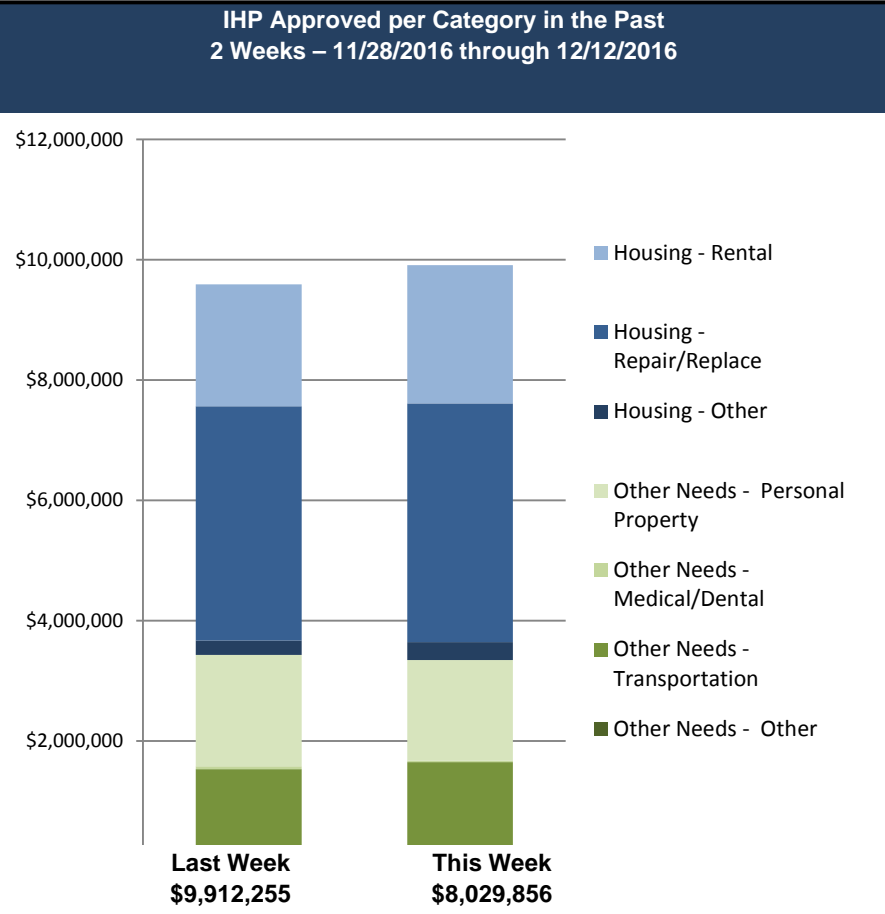
**6** Disasters with a Currently Open Registration Period



# Individual Assistance Activity



	Individuals and Households Program Activity As Of: 12/12/16				
	In Past 7 Days			Cumulative	
		Applicants Approved	Amount Approved	Applicants Approved	Amount Approved
	4283-FL Declared 10-08-2016	End Of Reg Period	12-16-2016		
Open Registration Period	Housing Assistance	175	\$350,385.15	4,982	\$14,795,909.16
	Other Needs Assistance	101	\$121,871.40	2,280	\$2,549,648.06
	<b>Total IHP</b>		<b>\$472,256.55</b>		<b>\$17,345,557.22</b>
	<b>Average IHP</b>				<b>\$2,860</b>
	<b>Total Max Grants</b>				<b>11</b>
	4284-GA Declared 10-08-2016	End Of Reg Period	12-16-2016		
Open Registration Period	Housing Assistance	55	\$97,929.71	1,377	\$4,553,217.63
	Other Needs Assistance	35	\$20,577.89	919	\$1,104,129.74
	<b>Total IHP</b>		<b>\$118,507.60</b>		<b>\$5,657,347.37</b>
	<b>Average IHP</b>				<b>\$3,019</b>
	<b>Total Max Grants</b>				<b>15</b>
	4285-NC Declared 10-10-2016	End Of Reg Period	01-09-2017		
Open Registration Period	Housing Assistance	403	\$1,029,585.11	17,827	\$57,892,645.82
	Other Needs Assistance	318	\$763,521.89	17,165	\$25,106,601.02
	<b>Total IHP</b>		<b>\$1,793,107.00</b>		<b>\$82,999,246.84</b>
	<b>Average IHP</b>				<b>\$3,044</b>
	<b>Total Max Grants</b>				<b>129</b>
	4286-SC Declared 10-11-2016	End Of Reg Period	12-13-2016		
Open Registration Period	Housing Assistance	294	\$723,481.50	8,355	\$28,437,843.06
	Other Needs Assistance	157	\$226,528.40	4,740	\$6,018,553.75
	<b>Total IHP</b>		<b>\$950,009.90</b>		<b>\$34,456,396.81</b>
	<b>Average IHP</b>				<b>\$3,185</b>
	<b>Total Max Grants</b>				<b>49</b>
	4290-MN Declared 11-02-2016	End Of Reg Period	01-30-2017		
Open Registration Period	Housing Assistance	159	\$656,827.76	195	\$858,008.79
	Other Needs Assistance	41	\$34,110.22	48	\$40,804.19
	<b>Total IHP</b>		<b>\$690,937.98</b>		<b>\$898,812.98</b>
	<b>Average IHP</b>				<b>\$4,517</b>
	<b>Total Max Grants</b>				<b>0</b>
	4291-VA Declared 11-02-2016	End Of Reg Period	01-03-2017		
Open Registration Period	Housing Assistance	117	\$315,765.93	1,809	\$6,711,215.95
	Other Needs Assistance	71	\$144,395.99	668	\$1,138,403.75
	<b>Total IHP</b>		<b>\$460,161.92</b>		<b>\$7,849,619.70</b>
	<b>Average IHP</b>				<b>\$4,005</b>
	<b>Total Max Grants</b>				<b>4</b>
Other IHP Active	<b>11 Declarations IHP Programmatically Open - Closed Registration *</b>				
	Housing Assistance	702	\$2,385,790.49		
	Other Needs Assistance	351	\$1,159,084.40		
	<b>Total IHP</b>		<b>\$3,544,874.89</b>		
	<b>Total IHP Approved in Past Week</b>		<b>\$8,029,855.84</b>		





# FEMA

**FEMA's mission is to support our citizens and first responders to ensure that as a nation we work together to build, sustain, and improve our capability to prepare for, protect against, respond to, recover from, and mitigate all hazards.**